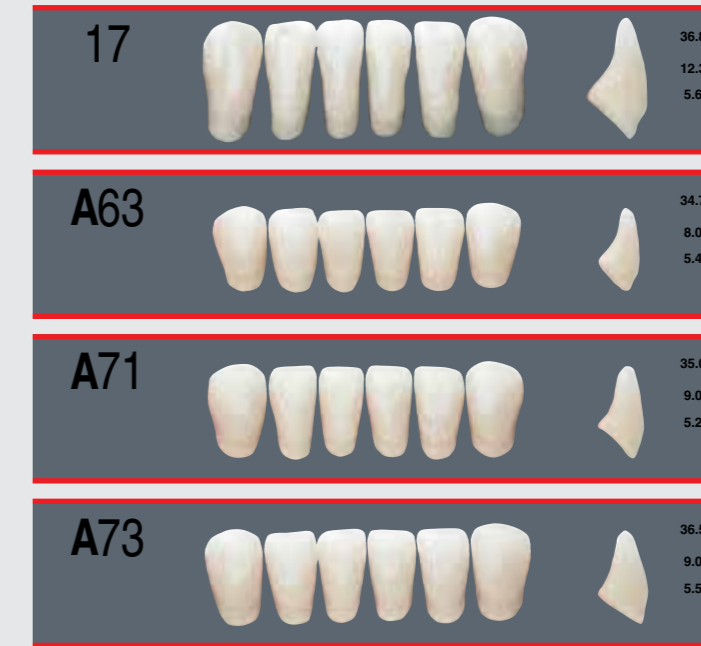


ANTERIOR TEETH

myerson special
myerson characterized
myerson standard

Australian Distributor

Bourke Dental Supply
29 Patterson Rd, Bentleigh, VIC 3204
Phone: (03) 9563 9466
Email: bourkedental@bigpond.com



POSTERIOR TEETH

myerson special duratomic
myerson ganymed
myerson standard duratomic



MOULD VARIETY

Myerson Special teeth are available in 24 upper and 13 lower anterior moulds in a wide variety of types and forms that make it possible to customise dentures to conform to the personal characteristics and facial features of most patients.

UPPER ANTERIOR MOULDS

Myerson Special teeth are categorised in three types of upper anterior moulds: 'A', 'Y' and 'P':

1. Twelve (12) 'A' or Aesthetic Moulds

- Slender forms with excellent balance between the ridge lap and bite
- Subtle labial carving and lifelike blending
- Available in six tapering and six square shapes.

2. Four (4) 'Y' or Youthful Moulds

- These are similar to A moulds in aesthetic concept except that they have a shorter ridge lap
- Beautiful sculpturing with a vigorous youthful look
- Longer more youthful lingual line
- Fewer striations and age related effects than 'P' moulds
- Available in two medium (YM) and two wide moulds (YW).

3. Eight (8) 'P' or Prime moulds

- Designed for older patients
- Shorter, less sloping ridge laps to help butting the ridge in partial and immediate dentures
- Excellent carvings with more pronounced age characteristics, ruggedness and curvature
- Available in four medium: (PM) and four wide moulds: (PW).

LOWER ANTERIOR MOULDS

Thirteen (13) moulds are available, for perfect articulation with 'A', 'Y', or 'P' upper anterior moulds. See Combination Chart.

POSTERIOR MOULDS

Myerson offer a choice of posterior teeth to enable the clinician and technician to meet the needs of the patient in terms of aesthetics, function and quality of life using the 'least complicated method'

Duratomic¹ – cusp angle: 30 degrees

Indication: Full & Partial dentures

- Shallow cusp occlusal surfaces for natural form, good contacts and easy lateral movement
- Fast and easy to set up in balanced occlusion with little or no adjustment after processing

- Simulated abrasion on lower cusps: blends well with natural dentition
- Long lingual surfaces: improves comfort and phonetics for patient
- Durablend² material - Interpenetrating polymer network for exceptional wear resistance

GanyMed³ – cusp angle: 30 degrees

Indication: Full & Partial dentures

- As for Duratomic with the addition of a Durablend material reinforced with sub-micron silica further enhancing their hardness and wear resistance.

MLI³ – Myerson lingualised Integration

Indication: Implant supported prostheses and full denture cases with a questionable jaw relation position.

- Specially designed for the lingualised occlusion scheme
- High wear resistance: Interpenetrating polymer network reinforced with sub-micron silica
- Natural facial cusps and uncomplicated mandibular central fossa combines function and aesthetics.
- Fast set up with minimal occlusal reshaping to achieve balanced occlusion.

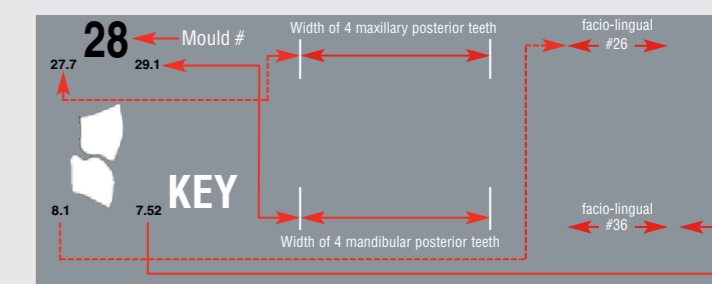
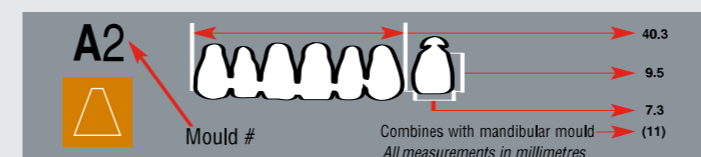
¹ Special Duratomic combine with Myerson Special anterior teeth. Standard Duratomic combine with Characterized and Standard teeth.
² GanyMed combine with Myerson Special anterior teeth
³ MLI combine with Myerson Special anterior teeth

COMBINATION CHART

ANTERIORES		MOULD ARTICULATED WITH LOWER		COMBINES WITH POSTERIOR MOULD		
MOULD	A/6 mm	MOULD	A/6 mm	MOULD	UPPER P/4 mm	LOWER P/4 mm
A2	40.3	11	31.0	28	27.7	29.1
A4	41.4	7	32.0	28	27.7	29.1
A7	43.5	7	32.0	30	29.6	30.6
A9	44.5	8	33.1	32	31.6	33.0
A11	48.0	14	34.9	34	33.4	35.0
A13	50.3	16	36.7	34	33.4	35.0
A43	43.2	12	32.9	30	29.6	30.6
A44	45.0	13	34.7	32	31.6	33.0
A52	45.8	13	34.7	32	31.6	33.0
A53	47.0	16	36.7	34	33.4	35.0
A64	47.0	A71	35.0	32	31.6	33.0
A72	49.0	A73	36.5	34	33.4	35.0
YM3	41.5	11	31.0	30	29.6	30.6
YM5	43.5	8	33.1	32	31.6	33.0
YW3	45.5	13	34.7	32	31.6	33.0
YW5	46.8	14	34.9	32	31.6	33.0
PM2	41.8	11	31.0	30	29.6	30.6
PM4	43.8	12	32.9	30	29.6	30.6
PM6	45.8	13	34.7	32	31.6	33.0
PM8	47.2	14	34.9	34	33.4	35.0
PW2	46.4	13	34.7	32	31.6	33.0
PW4	47.8	A73	36.5	34	33.4	35.0
PW6	48.5	16	36.7	34	33.4	35.0
PW8	50.0	16	36.7	34	33.4	35.0

- Special anteriors combine with Special, mli or GanyMed posteriors
- characterised and Standard anteriors combine with Standard Duratomic posteriors

KEY



SHADE CHART

	A1	A2	A3	A3.5	A4	B1	B2	B3	B4	C1	C2	C3	C4	D2	D3	D4
Vita Lumin Shade																
Myerson Special	0.78	1.85	1.29	0.96	0.90	0.83	1.18	0.85	1.30	1.03	1.17	1.14	1.00	0.73	0.66	0.88
Competing Product	2.61	0.75	1.81	1.57	1.93	3.00	1.49	2.02	2.49	1.72	0.94	0.91	1.75	1.75	1.09	1.57